

2024-2025 Edition



Making the 5th to 6th Grade Transition

Lewis F. Mayer Middle School

2100 Campus Drive.

Fairview Park, OH 44126


Phone: 440.356.3100

Table of Contents

Our Vision	Page 1 - 2
Getting Comfortable in Your New School	Page 3
6th Grade Daily Schedule	Page 4
School Supplies	Page 5
Time Management & Study Habits	Page 6
Subject Matters	Page 7
Academics	Page 8 - 18
Clubs	Page 19
Athletics	Page 20
Lockers	Page 21
Cell Phones	Page 22
Backpacks	Page 23
Cafeteria	Page 24
Drop-Off and Pick-Up	Page 25
Problem Solving, Making Good Choices	Page 26 - 27
Peer Pressure	Page 28 - 29
Making/Choosing Friends	Page 30 - 31
Bullying	Page 32 - 35
PBIS	Page 36
The Counseling Office	Page 37
Middle School Contacts	Page 38
Helping Your Child Be Successful	Page 39
Tips for Parents and Guardians	Page 40
Calming First Day Jitters	Page 41

01 Our Vision

To create a supportive and engaging learning environment where students acquire skills necessary for future success and every student is empowered to reach their potential.



02 | The Fairview Advantage

Mission: We will deliver exceptional academic and extracurricular programs that challenge the mind, instill the joy of learning, and promote responsible citizenship.

Create

Innovate

Investigate

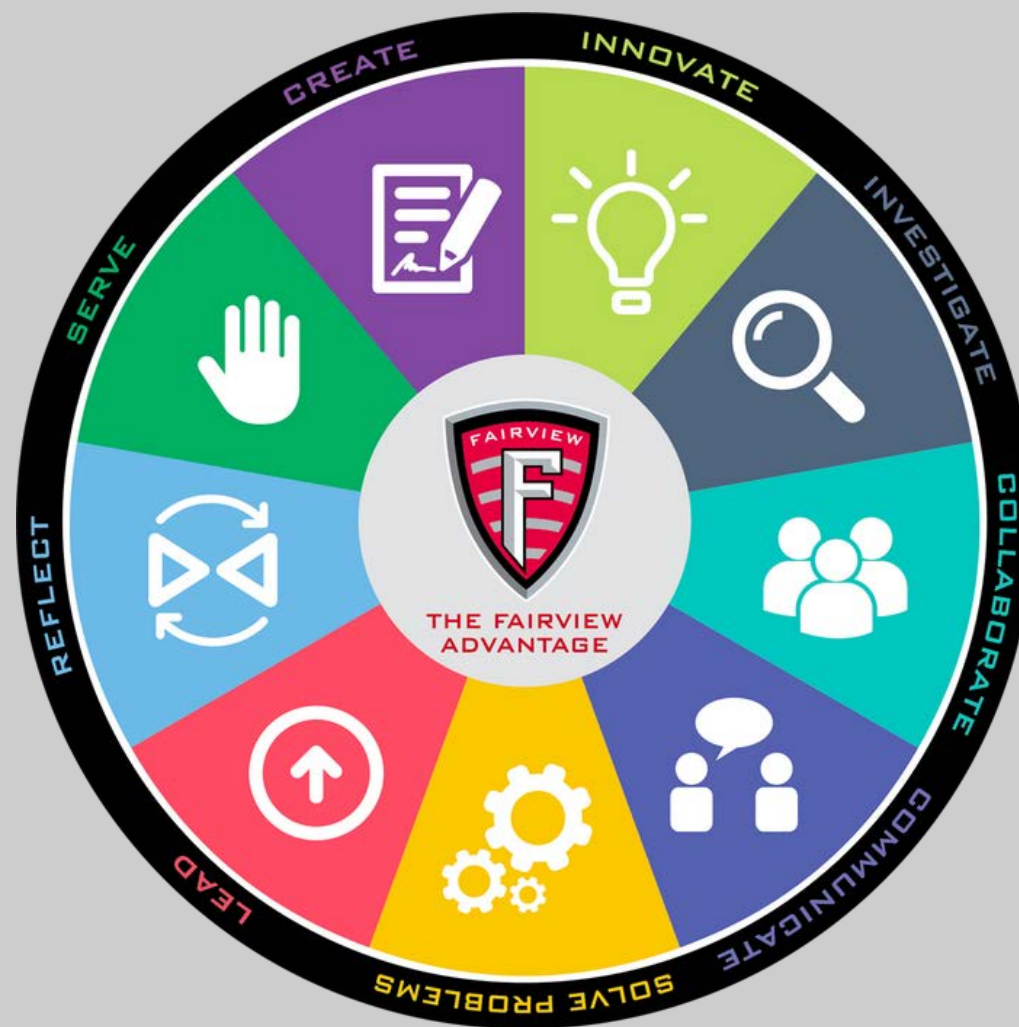
Collaborate

Solve Problems

Lead

Reflect

Serve



03 Getting Comfortable in Your New School

- All 6th grade lockers are located in the first floor hallway.
- Almost ALL 6th grade classrooms are located in the first floor hallway.
- 6th graders take all their classes with 6th graders only.
- 6th graders have lunch together and at the same time as half of the 8th grade class. 6th and 8th grade students are separated during the lunch periods.
- All middle school students are assigned a mentor period.



04 6th Grade Daily Schedule

MS	
Warning Bell:	7:25
1	7:30-8:15 Teacher Collaboration
2	8:18-9:03
3	9:06-9:51
4	9:54-10:39
5	10:42-11:27
6	11:30-12:15
L2	2:18-12:48
6	12:51-1:21
7	1:24-2:09
8	2:12-2:57

- Arrival:
- Student day begins at 8:18am
- 7 periods (45 minutes each)
- 30 minute lunch
- 30 minute Mentor Period
- Dismissal 2:57
- Office Hours once a week before school



* Any changes to the daily schedule will be communicated to parents in a timely manner.

05 School Supplies

School Supply lists are updated annually and can be found [HERE](#)

- The Parents Tab on the District Website can be a useful resource for this and many other helpful items.
- Within the first few weeks of school each student will be issued a MacBook for use during the year. Keep in mind:
 - They will need to take this home nightly and charge it.
 - We recommend keeping the charger at home so it does not become lost or stolen.
 - If they forget a computer, they can pick up a loaner for the day.



- Students will have six classes within a school day with six different teachers, six different sets of expectations, and sometimes six different assignments to navigate. Along with being responsible for all of the above, students must also be responsible for managing time; both at school and home. One key to academic success is finding a system that works for your student in tracking assignments (to-do lists) and prioritizing school and home activities. Your 6th graders will spend a lot of time throughout the year learning and demonstrating what good study skills look like.



07 Subject Matters

- All 6th grade students will take:
 - Math
 - Advanced or Regular
 - English Language Arts
 - Advanced or Regular
 - Science
 - Social Studies
 - STEAM - 1 semester
 - Health / Physical Education - 1 semester
 - Music
 - Band
 - Choir
 - Orchestra
 - Broadway Bound
 - Music Appreciation



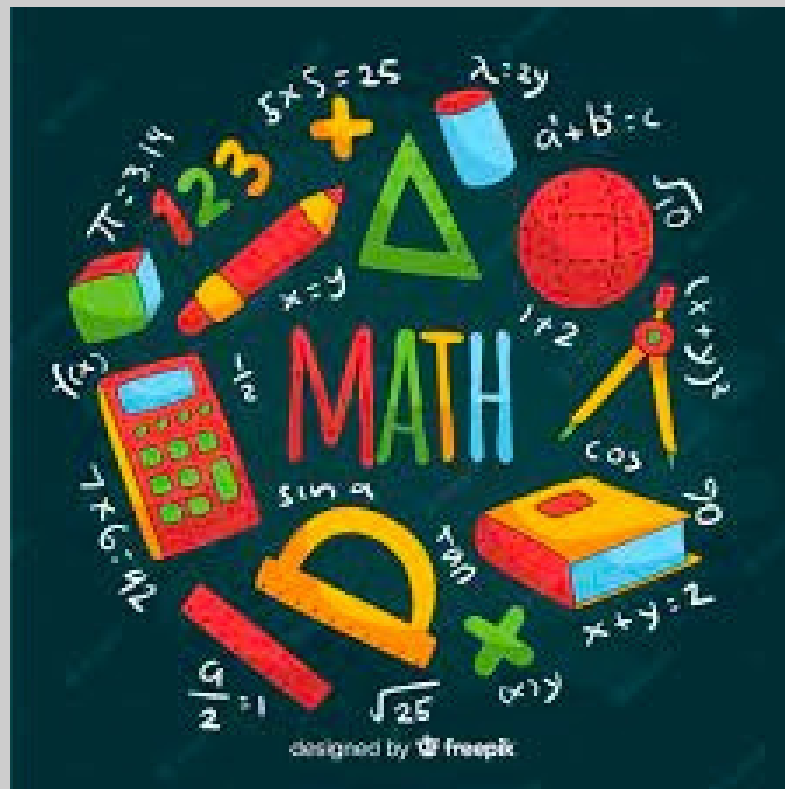
English Language Arts

In your 6th grade student's English/language arts class, the focus will be on both literature and written expression skills. For reading, they will work on several skills to extend their ability to analyze, describe, and summarize various forms of text. Emphasis will be placed on understanding of essential literary elements such as plot, theme, figurative language, and character development. In writing, the students will build upon their understanding of paragraph formation. This will lead to an introduction to writing a multi-paragraph essay. As the students demonstrate their understanding of texts in both reading and writing, they will also learn to support their thinking by identifying direct quotes and evidence that supports their viewpoint.




Mathematics

In Grade 6 math, we focus on four critical areas. These include: 1) connecting ratio and rate to whole number multiplication and division; 2) understanding the division of fractions and applying this to the system of rational numbers (including negative numbers); 3) writing, interpreting, and using expressions and equations; and 4) developing understanding of statistical thinking.



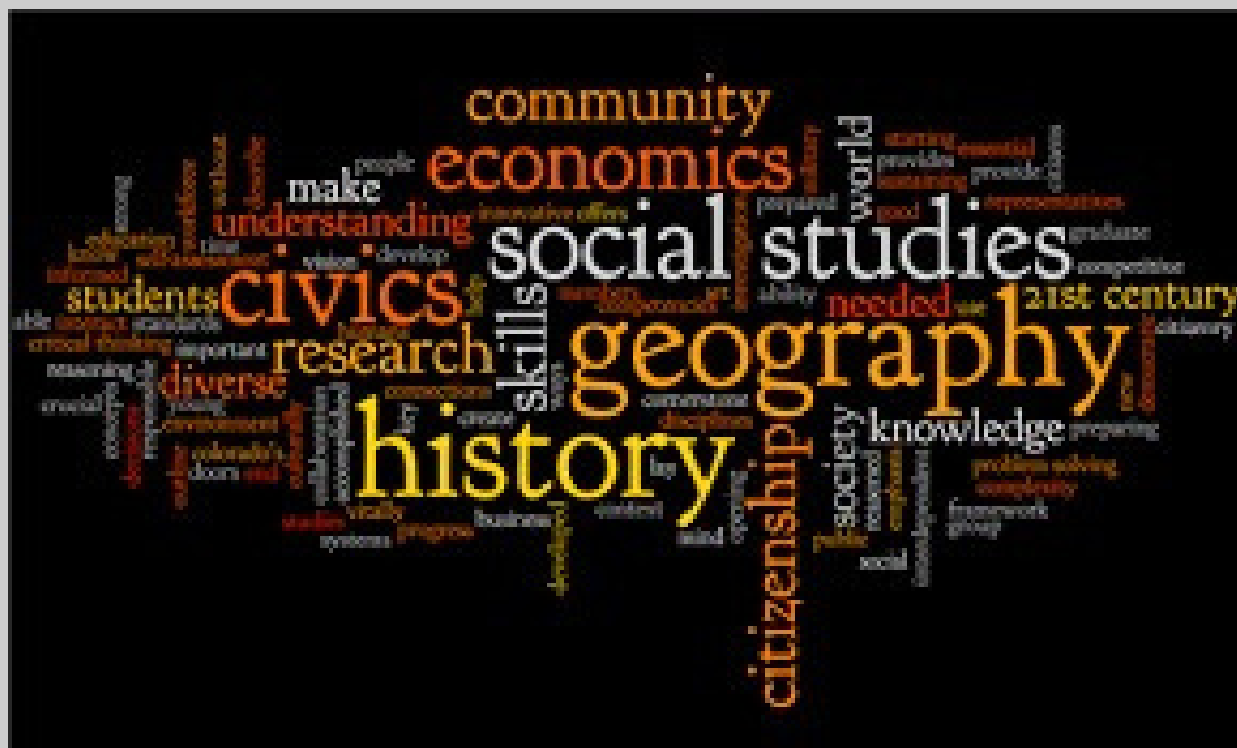
Science

In 6th grade, our students study topics such as scientific inquiry, cells, rocks and minerals, and erosions. They develop their problem-solving skills through hands-on, inquiry-based learning while using a variety of tools such as microscopes and triple-beam balances. A strong focus is placed on collaboration, investigation, and communication.



Social Studies

In 6th grade social studies, we take a look at different ancient civilizations of the eastern hemisphere. We look specifically at the cultures of Mesopotamia, Egypt, India, and China. Throughout the year students will have the opportunity to look at the different belief systems of these cultures as well as what made them successful civilizations.



STEAM

Students will explore Science, Technology, Engineering, Arts, and Math concepts through a variety of projects and design challenges. Students will be exposed to a variety of technologies such as: coding, robotics, and video game design with tools such as Tynker, Spheros, Ozobots and Bloxels. Students will also be exposed to design challenges where they must work in teams with limited supplies to build things such as, bridges, battle bots, obstacle courses, towers and more.



MUSIC - Options (non-performance based)

Broadway Bound

Do you love musicals and theatre and want to know more about this art form? Broadway Bound is a study of musical theatre in America. Students will participate in class activities such as acting, improvisation, singing, and dancing. In addition, students will be introduced to behind the scenes aspects of what it takes to put on and run a Broadway musical. There is no performance requirement for this class outside of class time.

Music Appreciation

Designed to allow students to experience a wide variety of music genres and develop a greater appreciation of all music has to offer.



MUSIC - 6th Grade Choir


Choir students are introduced to basic vocal skills and techniques for performing in a choral ensemble. Music selections will consist of a variety of 2 and 3-part music. Students are given opportunities to perform at higher levels as skills improve. There will be a concentration on sight singing and music reading skills. During the fourth quarter, the element of movement and choreography is incorporated, as well as Pop and Broadway vocal



6th Grade Health and Physical Education

Physical Education is organized to include group games, individual, and team sport activities. Motor skill development, lower game skills, and promotion of positive socialization will be the major objectives. The instructional program in sports may include: soccer, volleyball, basketball, softball, and tennis.

Health is designed to help students learn about their changing bodies, to help them sort out emotions, to aid them in maintaining optimum health as a lifelong process, and to show students how to take responsibility for making healthy decisions.



Middle School Clubs

- Student Council
- Builder's Club
- STEM Club
- Book Club
- Power of the Pen
- Ski Club
- Stagecrafters (7th and 8th grade)
- Many others as ideas are presented.



School Affiliated Athletics

School sanctioned sports are available in 7th and 8th grade.

Teams include:

- Cross Country
- Volleyball
- Cheerleading
- Football
- Wrestling
- Basketball
- Softball
- Track



21 Lockers

- All students will be assigned an individual locker.
- Locker assignments and combinations will be located in the top right corner of the students' schedule.
- Students are responsible for maintaining the cleanliness of their locker.
- Students must remember their combination.
- Staff members are always available to assist opening lockers. Combinations can be retrieved in the middle school main office through the school year.
- Organizers, mirrors, and decor are permitted inside of the locker as long as they do not cause damage to the school property.



22 Technology - Cell Phones

- Students may bring a cell phone to school.
- Cell Phones should remain in their locker or designated classroom area.
- FPCS is not responsible for lost or stolen cell phones.



23 Backpacks



- Student backpacks are to remain in their locker during the day. Discuss with your student what could help them carry their materials and computers from class to class. Some students prefer a zip-up binder that holds it all or to obtain needed materials as the day goes on.



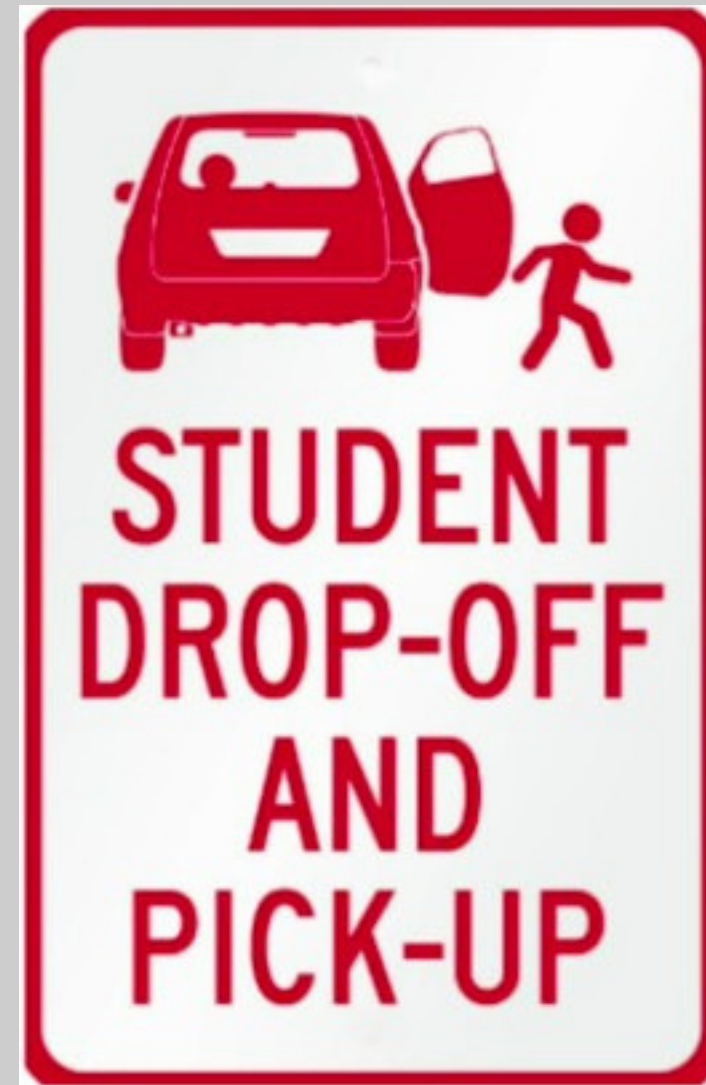
24 Cafeteria

- Students are able to purchase breakfast or lunch during the designated time periods.
- Students are to be in the cafe during the designated lunch period.
- Only the appropriate number of students per table.
- Students are responsible to maintaining a clean space, on the table and below.
- Students are expected to demonstrate good manners and talk in normal tones.
- Students 6-8 are not permitted to have laptops in the cafeteria during lunch



25 Drop-Off and Pick-Up

- Student drop off is through the North campus doors.
- Cafeteria is open at 7:00 and students remain there until 8:10.
- Campus Drive is reserved for transportation buses and vans.
- Walkers may enter through North Doors or Campus Drive.
- Bike racks are located on the north side of the building near the gym entrance.
 - Use a bike lock.
- Appointments: if needing to be picked up or dropped off.
 - Through the Middle School or High School office.



Problem-Solving, Making Good Choices, & Responsibility

It is important to remember that students' first priority in middle school is to LEARN! That being said, social skills can greatly enhance their chance of having a positive environment in which to learn. As with everything in life, students will get out of middle school what they put into it.



Problem-Solving, Making Good Choices, & Responsibility

EFFORTS and CHOICES will directly affect grades, opportunities to participate in sports/activities, peer interactions, and relationships with adults both in and out of school. Part of growing up and gaining independence involves gaining the trust of both teachers and parents. To do so, students must demonstrate responsibility and the ability to make good choices across settings.

The students' ability to problem-solve and choose positive ways to interact with parents, teachers, and peers will aid in making their middle school experience successful!



Peer Pressure

Middle school is a time of great transition emotionally, physically, and socially. All of these changes can either be nurtured, or hindered by peers. Remember, peer pressure can be either positive or negative.

Examples of positive peer pressure are encouraging friends to study by offering to study with them or motivating them to work hard at a sport.

Examples of negative peer pressure are someone encouraging students to smoke, drink alcohol, or skip school.



Peer Pressure

In order to best handle social pressure, the following tips might be helpful:

1. Find friends with similar interests, values, and beliefs.
2. Be assertive - tell friends what you like/don't like.
3. Don't use alcohol or other drugs.
4. Avoid situations in which you know you could get in trouble.
5. Learn to handle conflicts in a positive way.
6. Talk with trusted adults about situations that you do not understand and/or that make you uncomfortable.



Making/Choosing Friends

ACT FRIENDLY. Smile a lot, be kind and courteous to others. Compliment people, without being annoying or fake. Always keep your head held high and never cross your arms over your chest or scowl, because that makes you seem mean and unfriendly.

JOIN A CLUB OR ACTIVITY. As simple as it might sound, joining a group or club can really increase your friendship circle. And who knows, you might have a talent for something you aren't even aware of, and you may develop a new skill.

JUST SAY HI! Go up to someone you would like to get to know and say "Hi" and offer a compliment or ask them a few questions. Smiles, but don't be over-the-top friendly or happy!

BE YOURSELF! It may sound cheesy, but the best friends are the ones who know the real you. Don't start wearing different clothes to make friends, just be yourself and see if they're friends potential. It really IS what's on the inside that counts.

TAKE CARE OF YOURSELF! Eat healthy, take regular showers/baths, and wash your face. A little hygiene can make all the difference.



Making/Choosing Friends

DON'T GOSSIP! If you say mean things behind a person's back, they **WILL** find out. Don't be a gossip; don't spread gossip.

STAY OUT OF THE "DRAMA"! In the middle school, drama is around every corner. One little something said on IM, text message, or social media can ruin your reputation and destroy friendships. Try and be neutral if two groups of people who you're friends with start fighting. Stay away from people who start drama for the fun of it: you could end up getting hurt!

BE OPEN. To new experiences and new people. Keep your opinion open by being open-minded. Middle school is a great place to make new friends.



Bullying

Bullying is unwanted, aggressive behavior among school aged children that involves a real or perceived power imbalance. The behavior is repeated, or has the potential to be repeated over time.

In order to be considered bullying, the behavior must be aggressive and include:

- An Imbalance of Power: Kids who bully use their power - such as physical strength, access to embarrassing information, or popularity - to control or harm others. Power imbalances can change over time and in different situations, even if they involve the same people.
- Repetition: Bullying behaviors happen more than once or have the potential to happen more than once.

<https://www.stopbullying.gov/bullying/what-is-bullying?scrlybrkr=e9bf703b>



Bullying

Types of Bullying

VERBAL Bullying is saying or writing mean things. Verbal bullying includes:

- Teasing
- Name-calling
- Inappropriate sexual comments
- Taunting
- Threatening to cause harm

SOCIAL Bullying, sometimes referred to as relational bullying, involves hurting someone's reputation or relationships. Social bullying includes:

- Leaving someone out on purpose
- Telling other children not to be friends with someone
- Spreading rumors about someone
- Embarrassing someone in public

PHYSICAL bullying involves hurting a person's body or possessions. Physical bullying includes:

- Hitting/kicking/punching
- Spitting
- Tripping/pushing
- Taking or breaking someone's things
- Making mean or rude gestures

<https://www.stopbullying.gov/bullying/what-is-bullying?scrllybrkr=e9bf703b>



Bullying

Parents, school staff, and other caring adults have a role in preventing bullying. They can:

- Help kids understand bullying. Talk about what bullying is and how to stand up to it safely. Tell kids bullying is unacceptable. Make sure kids know how to get help.
- Keep the lines of communication open. Check in with kids often. Listen to them. Know their friends, ask about school, and understand their concerns.
- Encourage kids to do what they love. Special activities, interests, and hobbies can boost confidence, help kids make friends, and protect them from bullying behavior.
- Model how to treat others. Show kids how to treat others with kindness and respect.

<https://www.stopbullying.gov/>



Bullying

Additional Resources:

Bullying

Cyberbullying

Prevention


Resources



<https://www.stopbullying.gov/>



PBIS



Framework put into place to support students and staff that focuses on relationship building, working together & proactively to build/enhance the sense of community in the building.

Common set of CORE BELIEFS

- **P.R.I.D.E.**
- Student recognition will focus on the PRIDE acronym.



The Counseling Office

Your guidance counselor is available to help you in a variety of ways. They believe that relationships are of paramount importance. They use a proactive, collaborative approach to empower students to achieve those unique successes. If you need assistance academically, socially, or need someone to talk to, they are a great place to start!



[Link to the FPCS Counseling Webpage](#)

Mayer Middle School Contacts

Campus Principal - Grades 6-12

- Mr. Christopher Vicha - [Email Mr. Vicha](#)

Middle School Associate Principal

- Mrs. Heather Kaminski - [Email Mrs. Kaminski](#)

Counselor - Grades 6-9

- Mrs. Mary Cory - [Email Mrs. Cory](#)

Middle School Secretary

- Ms. Victoria McElroy - [Email Ms. McElroy](#)


Campus Attendance - Grades 6-12

- Ms. Jan Lockwood - [Email Ms. Lockwood](#)



What can you to do help your students **SUCCEED**?

- Assist them in developing GOOD habits.
- Establish a study time and place.
- Encourage your student to attend office hours for extra help!
- Ask them how their day went, good and bad.
- Teach them to ask for help and it is okay to do so!



40 Tips for Parents/Caregivers

- Bring your child to the middle school during August schedule pick up to help them get comfortable in the building and with their locker.
- Attend the 6th grade parent/student orientation in August.
- Encourage your child to participate in clubs/activities.
- Create a consistent supervised study time for your child.
- Encourage your child to ask for help when needed.
- Check in periodically about your child's progress.
- Allow your child to gain a sense of independence and responsibility.
- Encourage you child to advocate for themselves.
- It is important that your child is on time for school. Excessive tardiness may cause them to fall behind.
- Stay in communication with your child's educators through phone or email.
- Finally, DON'T forget that your child is young and there will be bumps in the road. Mistakes will be made, but it's all part of the learning process.



41 Easing 1st Day Jitters

VISIT THE SCHOOL AHEAD OF TIME. Locate your classrooms. Figure out the best way to get from one classroom to the next. Find the bathrooms, cafeteria, gym, office, nurses office, attendance, guidance, and how to open your locker.

LEARN YOUR SCHEDULE. Go over it ahead of time. Figure out a system for remembering which class to go to next and when to visit your locker. Make sure you have a copy of your schedule the first week of school.



PRACTICE NEW ROUTINES. Start going to bed and waking up on the school schedule a couple of weeks before school even starts. Determine how you are getting to school and when you need to leave.

GO OVER THE STUDENT HANDBOOK. Understand the rules and consequences for things like: Internet use, dress code, tardy to school or class, cell phones.